



Horne Engineering Ltd
 PO Box 7
 Rankine Street
 Johnstone
 SCOTLAND
 PA5 8BD
 Tel: +44 (0)1505 321455
 Fax: +44 (0)1505 336287
 Email: sales@horne.co.uk

**HORNE 20 THERMOSTATIC MIXING VALVE
 SPARES PARTS, TOOLS & ACCESSORIES**

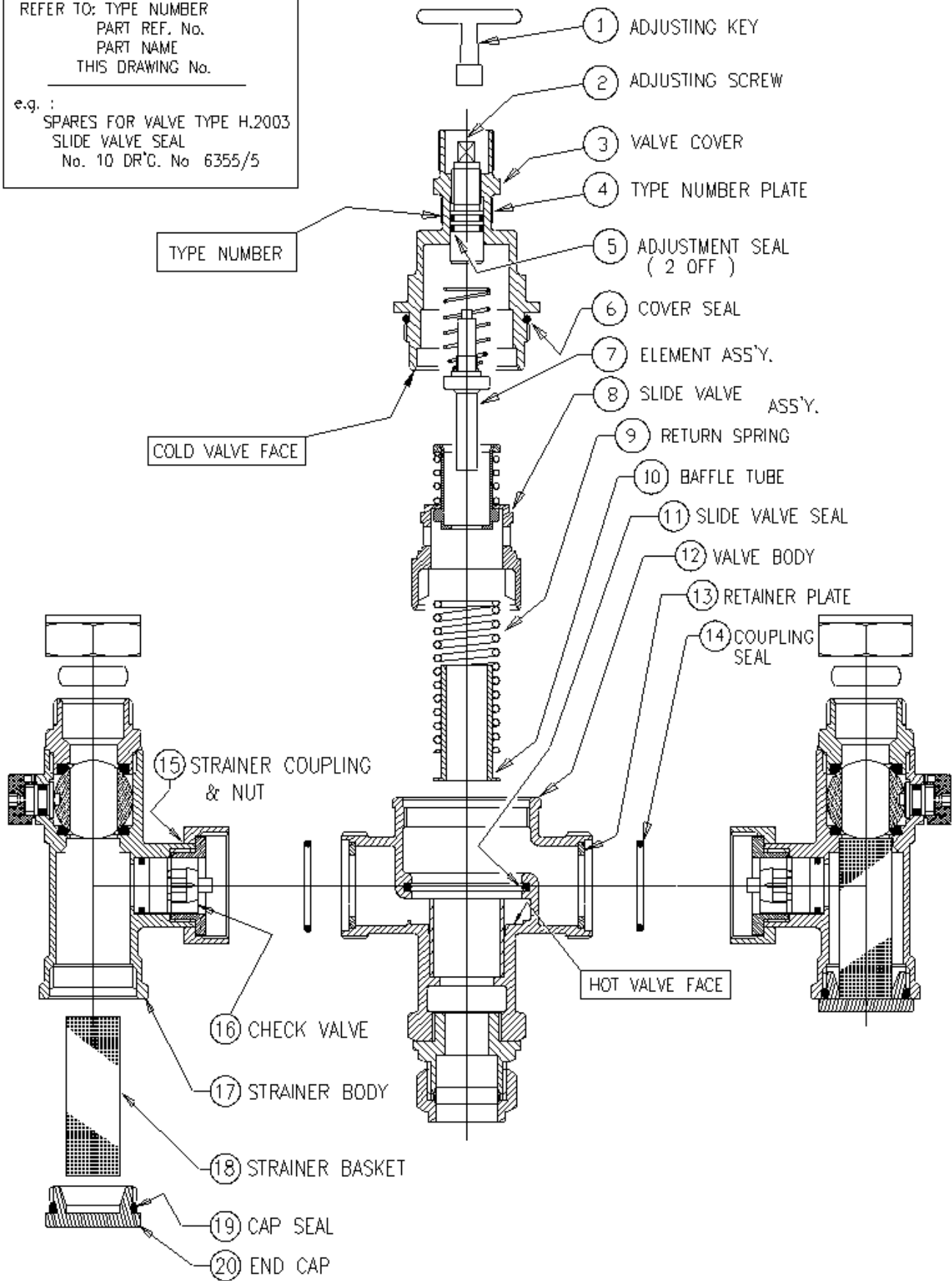
DESCRIPTION	PART NUMBER
Horne H2001 & H2002 (Legacy)	Drawings 5368 & 5374
Element & Spring	4719
Seals Kit.....	4129
Spares Kit.....	4128
Horne H2003	Drawing 4470 (Since May 1997)
Element & Spring.....	4580
Seals Kit...(see drawing on page 3 for contents).....	5162
Spares Kit.....	4718
Slide Valve Assembly.....	71-4062
Slide Valve Seal.....	42-2466B
'B' Type Strainer Basket.....	43-3993
'D' & 'E' Type Strainer Basket.....	43-5077
Inlet Assembly, E-Type*, non-Isolating, Bronze.....	71-6452
Inlet Assembly, D-Type , non-Isolating, Chrome.....	44-5071C
Inlet Assembly, E-Type*, Isolating, Bronze.....	71-6453
Inlet Assembly, D-Type , Isolating, Chrome.....	44-5072C
Replacement Valve Cover Assembly (H2003).....	71-6562
Tools and Accessories	
Seal Removal Tools	4411
Lapping Mandrel	6356
H15 / H20 Reconditioning kit	6547
Flushing Kit (D & E-Type inlets)	5167
Temperature Adjusting Key	21-1896
Cover Kit	4131B
Cover Kit (Chrome)	4131B/C
Wall Mounting Kit	4005
Wall Mounting Kit (for Chrome finish)	4005C

* E-Type inlets differ in dimensions from D-Type inlets. Please refer to [Dimension Drawings](#).

TO ORDER SPARE PARTS

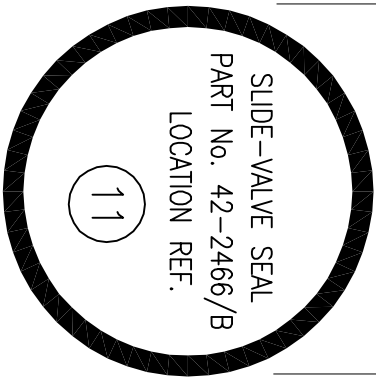
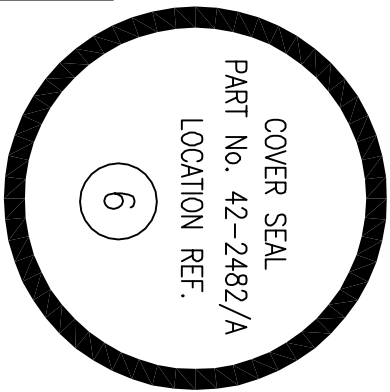
REFER TO: TYPE NUMBER
PART REF. No.
PART NAME
THIS DRAWING No.

e.g. :
SPARES FOR VALVE TYPE H.2003
SLIDE VALVE SEAL
No. 10 DR'G. No. 6355/5

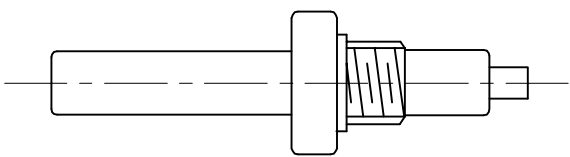
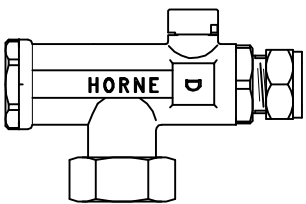
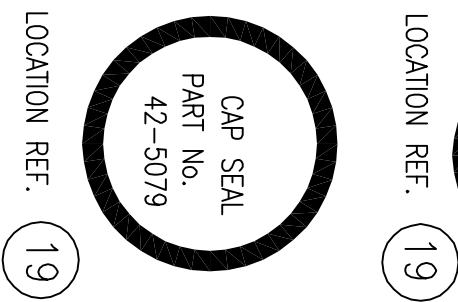
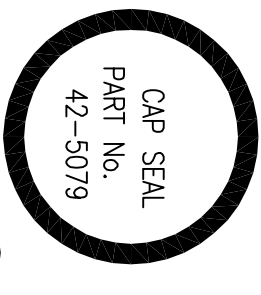
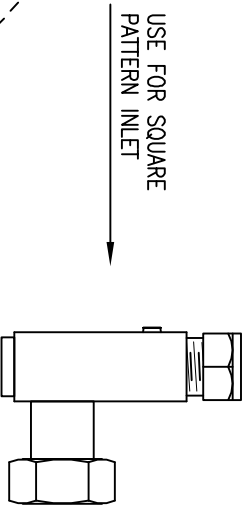
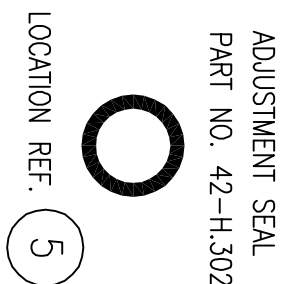



THE HORNE-20 THERMOSTATIC MIXING VALVE TYPE: H2003 (H20-21B SHOWN) DR'G.No. 6355/5

FOR LOCATION OF PARTS SEE DR'G. No. 6355



O-RING IDENTIFICATION
TEMPLATES



PART : SEALS KIT AND THERMOSTAT ELEMENT ASS'Y.		PRODUCT : HORNE-20 TYPE: H-2003	
SCALE	1=1	CHECKED	
DRAWN	MJ 2.4.04	ISSUE	3

THE HORNE ENGINEERING CO. LTD.
JOHNSTONE
RENFREWSHIRE
DR'G. No. 9321