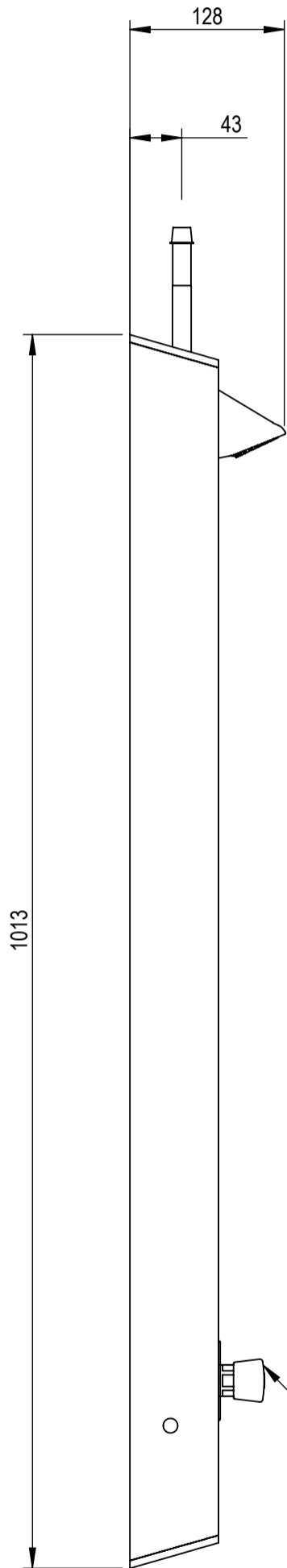
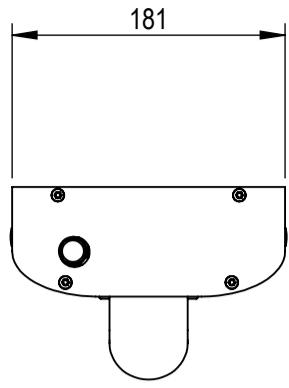



ALL DIMENSIONS ARE APPROXIMATE



PUSH-BUTTON
TIMED FLOW CONTROL



COPYRIGHT 2014, HORNE ENGINEERING LTD. ALL REPRODUCTION PROHIBITED UNLESS AUTHORISED IN WRITING.
THIS DRAWING CONTAINS CONFIDENTIAL AND PROPRIETARY INFORMATION OF HORNE ENGINEERING LIMITED AND UNAUTHORISED DISCLOSURE IS STRICTLY PROHIBITED.

DRN BY MJ (22/01/2016)

MODEL REV. A-01

CHK'D BY

DRG REV. B-01

HORNE ENGINEERING LTD.
JOHNSTONE
RENFREWSHIRE
PA5 8BD

CONFIG OF: 6270

SHEET 1 OF 1

DO NOT SCALE

A3

PRODUCT: S110A

DR'G No. 10350